NOTES:

1. ALL UNITS ARE cUL LISTED & DESIGNED ACCORDANCE WITH INDUSTRY STANDARDS.
2. TRANSFORMERS ARE DRY-TYPE, CLASS AA, VENTILATED NEMA 2 ENCLOSED FOR INDOOR USE.
3. TRANSFORMERS ARE FLOOR MOUNTED.
4. AVAILABLE ACCESSORIES FOR THIS UNIT:
   A) OUTDOOR WEATHERSHIELD KIT
   B) WALL MOUNTING BRACKETS
5. TRANSFORMERS ARE CONSTRUCTED BASED UPON A 40°C AMBIENT ENVIRONMENT.
6. MAINTAIN 1" CLEARANCE FROM ALL LIVE PARTS.
7. PAINT COLOR IS ANSI #61.

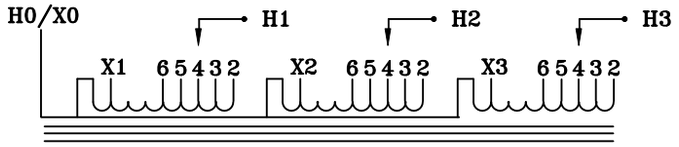

TYPICAL WIRING DIAGRAM

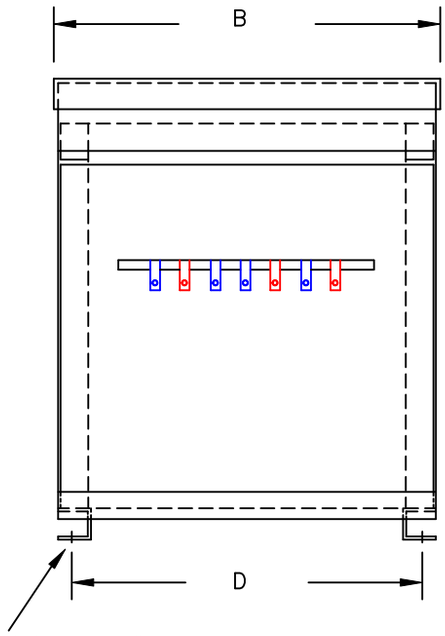

FRONT VIEW

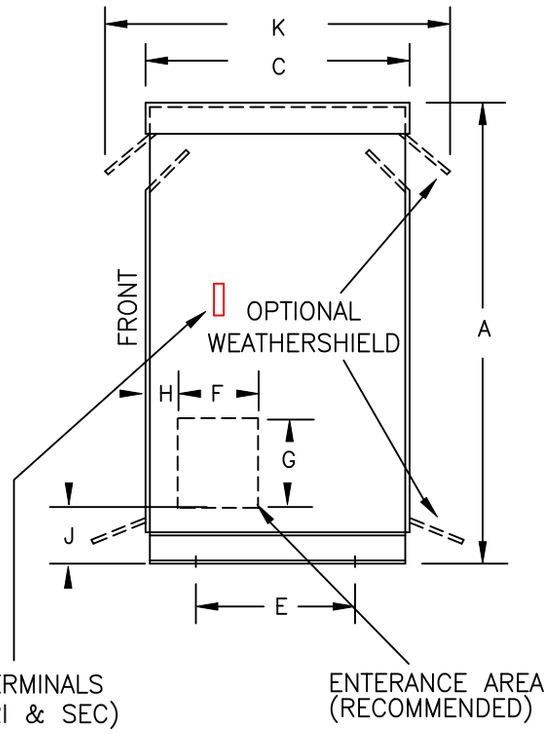

SIDE VIEW

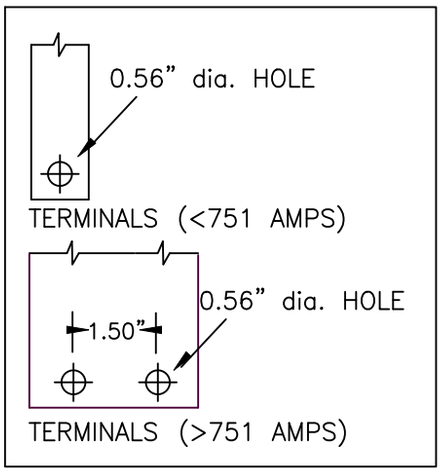

TERMINAL DETAILS

APPROXIMATE DIMENSIONS (INCHES)

KVA	A	B	C	D	E	F	G	H	J	K	ENCLOSURE	WEIGHT	WEATHER SHIELD	TERMINAL TYPE
150.0	34.00	22.38	19.88	20.75	16.50	4.00	4.00	1.00	5.75	24.00	3PT-30K	315	WS-4	BUSBAR

* ELECTROSTATIC SHIELD GROUNDED TO TRANSFORMER CASE AT FACTORY (IF APPLICABLE)

DRAWINGS
- [x] APPROVAL
- [ ] RECORD
- [ ] OTHER

INPUT VOLTAGE	480	CUST.			
OUTPUT VOLTAGE	415Y/240	JOB			
TEMPERATURE RISE IN °C	150	CATALOG			
WINDINGS & TERMINALS	[x] ALUMINUM [ ] COPPER	NOTE			
FREQUENCY IN HERTZ	60	BY	ENG. LOG.	TITLE	3-PHASE, 600 VOLT CLASS AUTO DRY TYPE TRANSFORMER
OUTPUT TAPS	456, 504	DATE			
POWERTRAN		REV	MFG. LOG.	DWG. NO.	3PT578PA150
		DATE:	DWG. FILE		