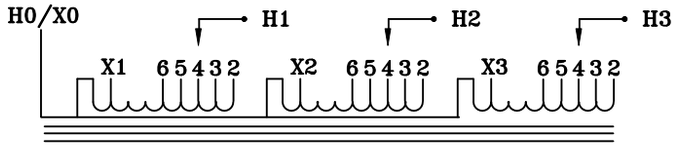

TYPICAL WIRING DIAGRAM

NOTES:

1. ALL UNITS ARE cUL LISTED & DESIGNED ACCORDANCE WITH INDUSTRY STANDARDS.
2. TRANSFORMERS ARE DRY-TYPE, CLASS AA, VENTILATED NEMA 1 ENCLOSED FOR INDOOR USE.
3. TRANSFORMERS ARE FLOOR MOUNTED.
4. TRANSFORMERS ARE CONSTRUCTED BASED UPON A 40°C AMBIENT ENVIRONMENT.
5. MAINTAIN 1" CLEARANCE FROM ALL LIVE PARTS.
6. PAINT COLOR IS ANSI #61.

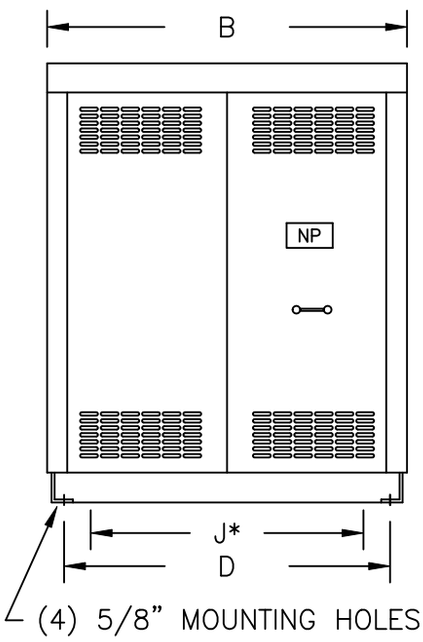

FRONT VIEW

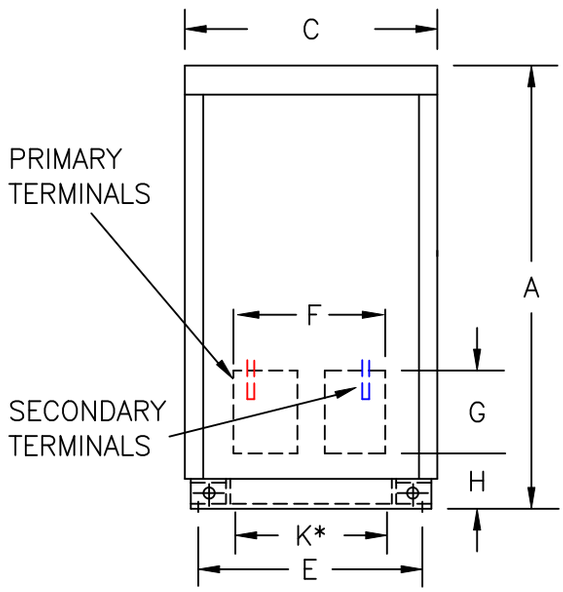

*BOTTOM ENTRANCE AREA

SIDE VIEW

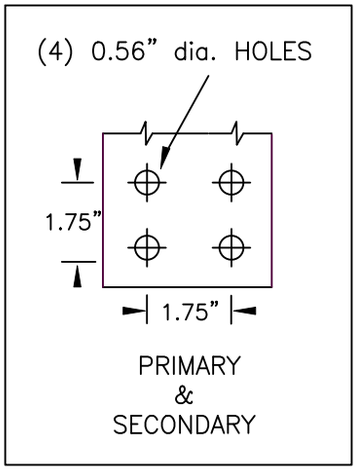

TERMINAL DETAILS

APPROXIMATE DIMENSIONS (INCHES)

KVA	A	B	C	D	E	F	G	H	J	K	ENCLOSURE	WEIGHT.	WEATHER SHIELD	TERMINAL TYPE
1500	80.00	61.00	44.38	56.38	42.00	30.38	12.00	6.00	44.00	36.00	3PT-1000K	2700	N/A	BUSBAR

DRAWINGS
- [X] APPROVAL
- [ ] RECORD
- [ ] OTHER

* ELECTROSTATIC SHIELD GROUNDED TO TRANSFORMER CASE AT FACTORY (IF APPLICABLE)

INPUT VOLTAGE	480	CUST.	RAPTOR POWER SYSTEMS		
OUTPUT VOLTAGE	415Y/240	JOB			
TEMPERATURE RISE IN °C	150	CATALOG			
WINDINGS & TERMINALS	[X] ALUMINUM [ ] COPPER	NOTE	XXXXXXXX		
FREQUENCY IN HERTZ	60	BY	ENG. LOG.	TITLE	3-PHASE, 600 VOLT CLASS AUTO DRY TYPE TRANSFORMER
OUTPUT TAPS	456, 504	DATE			
POWERTRAN		REV	MFG. LOG.	DWG. NO.	3PT578PA1500
		DATE:	DWG. FILE		