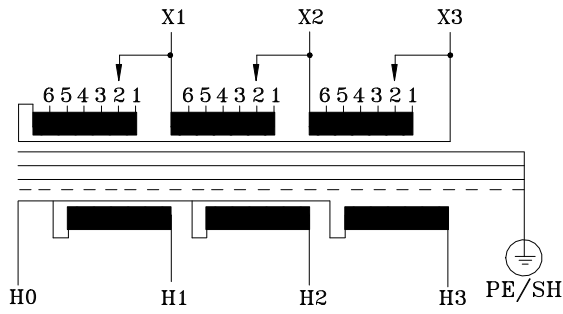
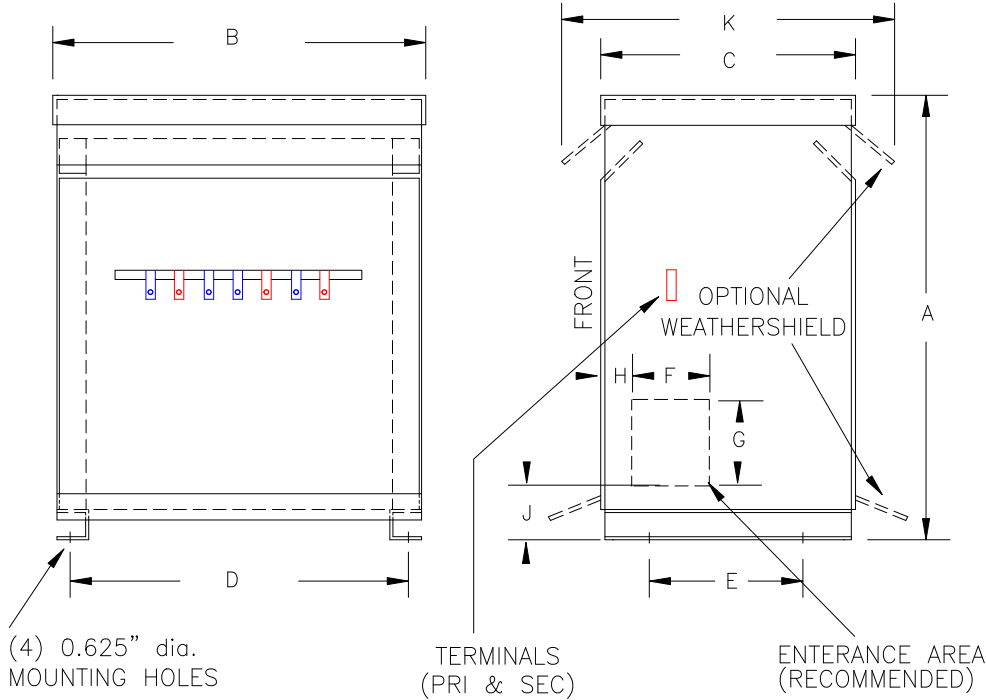


NOTES:

1. ALL UNITS ARE cUL/CE LISTED & DESIGNED ACCORDANCE WITH INDUSTRY STANDARDS.
2. TRANSFORMERS ARE DRY-TYPE, CLASS AA, VENTILATED NEMA 2 ENCLOSED FOR INDOOR USE.
3. TRANSFORMERS ARE FLOOR MOUNTED.
4. AVAILABLE ACCESSORIES FOR THIS UNIT:
A) OUTDOOR WEATHERSHIELD KIT
B) WALL MOUNTING BRACKETS
5. TRANSFORMERS ARE CONSTRUCTED BASED UPON A 40°C AMBIENT ENVIRONMENT.
6. MAINTAIN 1" CLEARANCE FROM ALL LIVE PARTS.
7. PAINT COLOR IS ANSI #61.

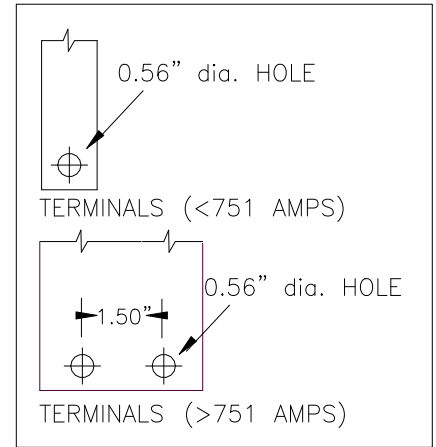


TYPICAL WIRING DIAGRAM



FRONT VIEW

SIDE VIEW



TERMINAL DETAILS

APPROXIMATE DIMENSIONS (INCHES)

KVA	A	B	C	D	E	F	G	H	J	K	L	BOX	lbs.	WEATHER SHIELD	TERMINAL TYPE
30.0*	34.00	22.38	19.88	20.75	16.50	4.00	4.00	1.00	5.75	24.00	-----	3PT-30K	340	WS-4	BUSBAR

* ELECTROSTATIC SHIELD GROUNDED TO TRANSFORMER CASE AT FACTORY (IF APPLICABLE)

DRAWINGS
 APPROVAL
 RECORD
 OTHER

INPUT VOLTAGE	400 DELTA	CUST.	XXXXXXXXXX		
OUTPUT VOLTAGE	480Y/277	CATALOG			
TEMPERATURE RISE IN °C	150	MACHINE			
WINDINGS & TERMINALS	<input checked="" type="checkbox"/> ALUMINUM <input type="checkbox"/> COPPER	NOTE	ELECTROSTATICALLY SHIELDED		
FREQUENCY IN HERTZ	50/60	BY	ENG. LOG.	TITLE	3-PHASE, 600 VOLT CLASS ISOLATION DRY TYPE TRANSFORMER
INPUT TAPS	360, 370, 380, 390, 410, 420	DATE		DWG. NO.	
		REV	MFG. LOG.	PCE-3-30K-044-IP20	
		DATE:	DWG. FILE		