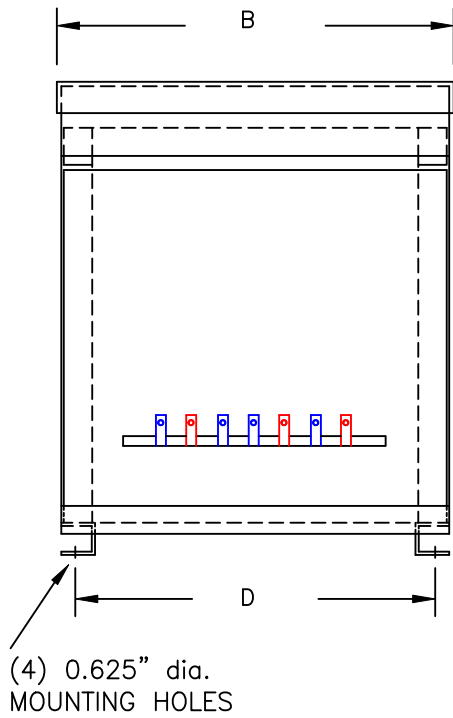


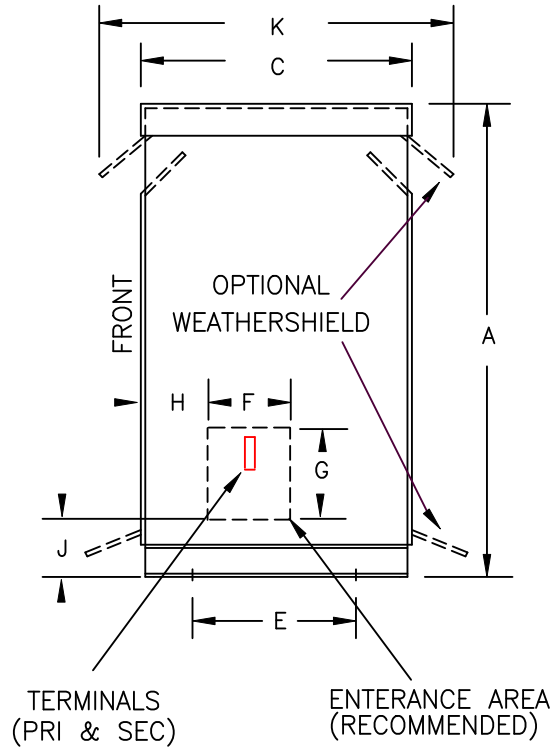
TYPICAL WIRING DIAGRAM

NOTES:

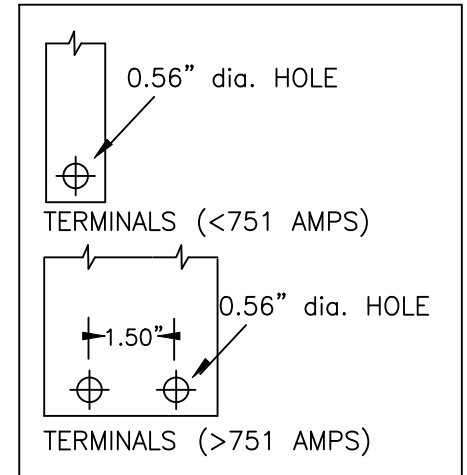
1. ALL UNITS ARE cUL LISTED & DESIGNED ACCORDANCE WITH INDUSTRY STANDARDS.
2. TRANSFORMERS ARE DRY-TYPE, CLASS AA, VENTILATED NEMA 2 ENCLOSED FOR INDOOR USE.
3. TRANSFORMERS ARE FLOOR MOUNTED.
4. AVAILABLE ACCESSORIES FOR THIS UNIT:
A) OUTDOOR WEATHERSHIELD KIT
5. TRANSFORMERS ARE CONSTRUCTED BASED UPON A 40°C AMBIENT ENVIRONMENT.
6. MAINTAIN 1" CLEARANCE FROM ALL LIVE PARTS.
7. PAINT COLOR IS ANSI #61.



FRONT VIEW



SIDE VIEW



TERMINAL DETAILS

APPROXIMATE DIMENSIONS (INCHES)

| KVA | A | B | C | D | E | F | G | H | J | K | ENCLOSURE | WEIGHT | WEATHER SHIELD | TERMINAL TYPE |
|--------|-------|-------|-------|-------|-------|------|-------|------|------|-------|-----------|--------|----------------|---------------|
| 225.0* | 63.00 | 46.50 | 30.88 | 43.25 | 25.00 | 8.00 | 10.00 | 6.00 | 6.75 | 36.38 | 3PT-300K | 2350 | WS-14 | BUSBAR |

* ELECTROSTATIC SHIELD GROUNDED TO TRANSFORMER CASE AT FACTORY (IF APPLICABLE)

DRAWINGS
 APPROVAL
 RECORD
 OTHER

| | | | |
|------------------------|--|--------------------|----------------------------|
| PRIMARY VOLTAGE | 480 DELTA | CUST. | XXXXXXXXXX |
| SECONDARY VOLTAGE | 208Y/120 | JOB | |
| TEMPERATURE RISE IN °C | 115 | CATALOG | |
| WINDINGS & TERMINALS | <input type="checkbox"/> ALUMINUM <input checked="" type="checkbox"/> COPPER | NOTE | ELECTROSTATICALLY SHIELDED |
| FREQUENCY IN HERTZ | 60 | BY | ENG. LOG. |
| PRIMARY TAPS | 432, 444, 456, 468, 492, 504 | DATE | TITLE |
| | | REV | MFG. LOG. |
| | | DATE: | DWG. FILE |
| | | DWG. NO. | |
| | | 3PT40-225K-F-CU-E2 | |

