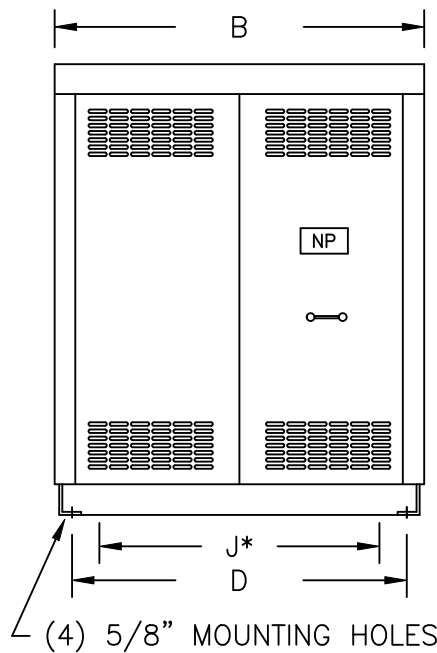


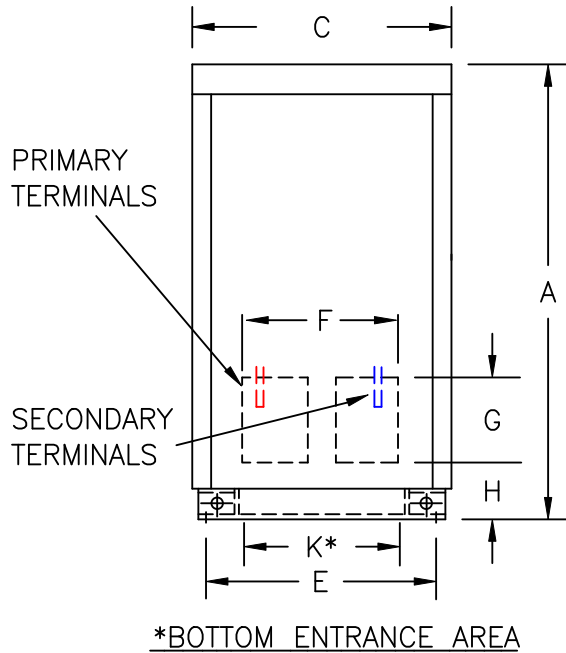
TYPICAL WIRING DIAGRAM

NOTES:

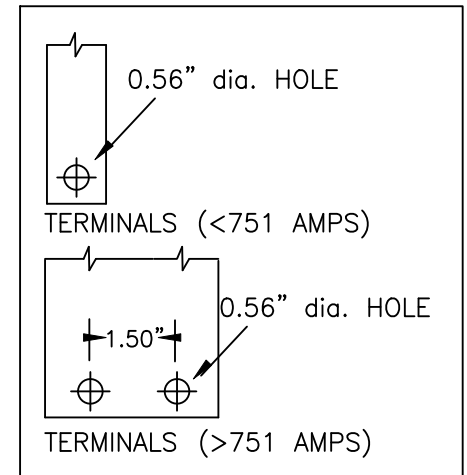
1. ALL UNITS ARE cUL LISTED & DESIGNED ACCORDANCE WITH INDUSTRY STANDARDS.
2. TRANSFORMERS ARE DRY-TYPE, CLASS AA, VENTILATED NEMA 1 ENCLOSED FOR INDOOR USE.
3. TRANSFORMERS ARE FLOOR MOUNTED.
4. TRANSFORMERS ARE CONSTRUCTED BASED UPON A 40°C AMBIENT ENVIRONMENT.
5. MAINTAIN 1" CLEARANCE FROM ALL LIVE PARTS.
6. PAINT COLOR IS ANSI #61.



FRONT VIEW



SIDE VIEW



TERMINAL DETAILS

APPROXIMATE DIMENSIONS (INCHES)

KVA	A	B	C	D	E	F	G	H	J	K	ENCLOSURE	WEIGHT	WEATHER SHIELD	TERMINAL TYPE
275.0*	60.50	50.38	34.25	42.63	32.00	12.50	10.25	3.75	40.00	28.00	3PT-330K-DIT	2085	N/A	BUSBAR

* ELECTROSTATIC SHIELD GROUNDED TO TRANSFORMER CASE AT FACTORY (IF APPLICABLE)

DRAWINGS
 APPROVAL
 RECORD
 OTHER

PRIMARY VOLTAGE	480 DELTA	CUST.	XXXXXXXXXX
SECONDARY VOLTAGE	480Y/277	JOB	
TEMPERATURE RISE IN °C	150	CATALOG	
WINDINGS & TERMINALS	<input checked="" type="checkbox"/> ALUMINUM <input type="checkbox"/> COPPER	NOTE	ELECTROSTATICALLY SHIELDED and MAXIMUM 3.0% IMPEDANCE
FREQUENCY IN HERTZ	60	BY	TITLE 3-PHASE, 600 VOLT CLASS DRIVE ISOLATION DRY TYPE TRANSFORMER
PRIMARY TAPS	456, 504	DATE	
POWERTRAN	REV	MFG. LOG.	DWG. NO.
	DATE:	DWG. FILE	3PT454-275K-3Z-DIT