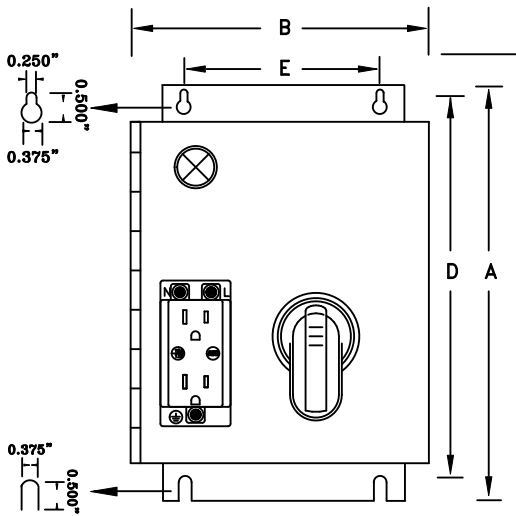


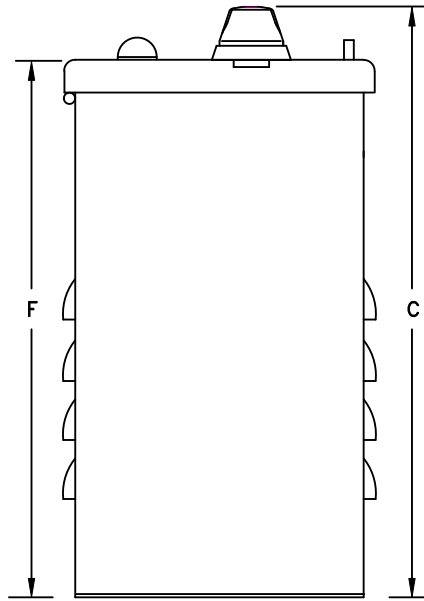
TYPICAL WIRING DIAGRAM

**NOTES:**

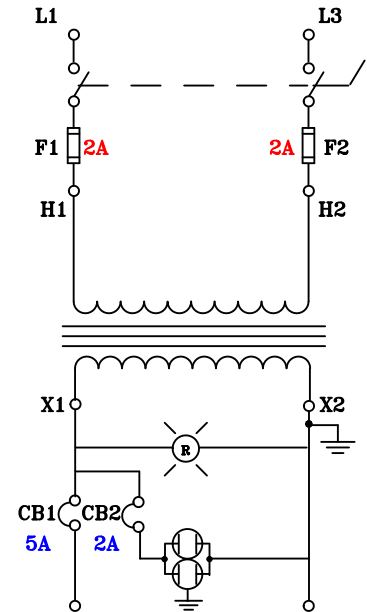
1. ALL UNITS ARE cUL LISTED & DESIGNED ACCORDANCE WITH INDUSTRY STANDARDS.
2. TRANSFORMERS ARE DRY-TYPE, CLASS AA, HOUSED WITHIN NEMA 1 ENCLOSURE FOR INDOOR / CONTROL-PANEL USE.
3. DISCONNECT HAS BOTTOM BRACKET SYSTEM FOR BASE MOUNTING.
4. TRANSFORMERS ARE CONSTRUCTED BASED UPON A 40°C AMBIENT ENVIRONMENT.
5. MAINTAIN 1" CLEARANCE FROM ALL LIVE PARTS.
6. PAINT COLOR IS RAL# 7042.



FRONT VIEW



SIDE VIEW



CIRCUIT VIEW

**APPROXIMATE DIMENSIONS ( INCHES )**

KVA	A	B	C	D	E	F	HARDWARE	MTG SLOTS	ENCLOSURE	lbs.	WEATHER SHIELD	TERMINAL TYPE
0.500	8.75	7.00	12.00	8.12	3.88	10.25	1/4-20	0.250" x 0.500"	SLD	30	N/A	TBs

\* ELECTROSTATIC SHIELD GROUNDED TO TRANSFORMER CASE AT FACTORY ( IF APPLICABLE )

DRAWINGS  
 APPROVAL  
 RECORD  
 OTHER

PRIMARY VOLTAGE	480	CUST.	XXXXXXXX
SECONDARY VOLTAGE	120	JOB	
TEMPERATURE RISE IN °C	115	PRIMARY:	200KA SCCR FUSIBLE DISCONNECT SWITCH
WINDINGS & TERMINALS	<input type="checkbox"/> ALUMINUM <input checked="" type="checkbox"/> COPPER	SECONDARY:	15A DUPLEX RECEPTACLE and RED POWER-ON LIGHT
FREQUENCY HERTZ	60	BY	ENG. LOG. TITLE 1-PHASE, 600 VOLT CLASS LIGHTING DISCONNECT DRY TYPE TRANSFORMER
PRIMARY TAPS	NONE	DATE	
		REV	MFG. LOG. DWG. NO.
		DATE:	DWG. FILE
		SLD-500-A	