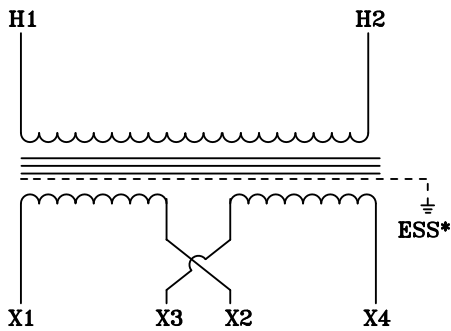
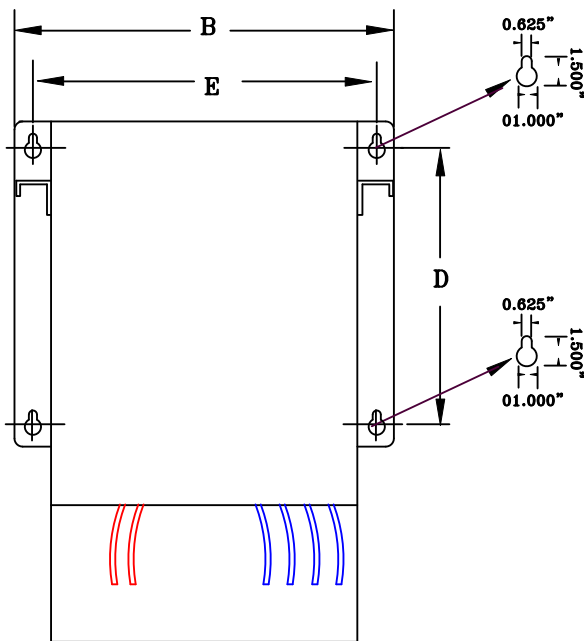


NOTES:

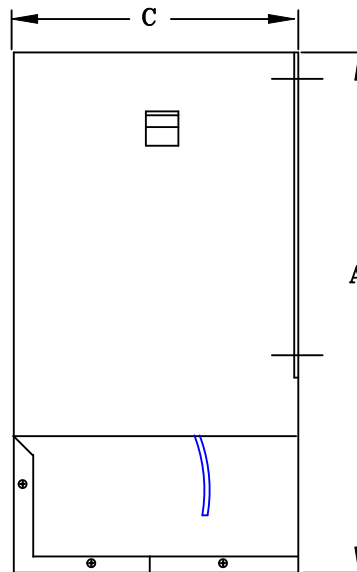
1. ALL UNITS ARE cUL LISTED & DESIGNED ACCORDANCE WITH INDUSTRY STANDARDS.
2. TRANSFORMERS ARE DRY-TYPE, CLASS AA, ENCAPSULATED NEMA 3R ENCLOSED FOR INDOOR / OUTDOOR USE.
3. TRANSFORMERS ARE WALL / MACHINE MOUNTABLE VIA THE ATTACHED BRACKETS.
4. TRANSFORMERS ARE CONSTRUCTED BASED UPON A 40°C AMBIENT ENVIRONMENT.
5. MAINTAIN 1" CLEARANCE FROM ALL LIVE PARTS.
6. PAINT COLOR IS GREY.



TYPICAL WIRING DIAGRAM



FRONT VIEW



SIDE VIEW



TERMINAL VIEW

APPROXIMATE DIMENSIONS (INCHES)

| KVA | A | B | C | D | E | F | HARDWARE | MTG SLOTS | ENCLOSURE | lbs. | WEATHER SHIELD | TERMINAL TYPE |
|------|-------|-------|-------|------|-------|------|----------|----------------|-----------|------|----------------|---------------|
| 15.0 | 19.50 | 17.75 | 11.25 | 8.00 | 15.75 | ---- | 1/2-13 | 0.625" x 1.50" | DE-25K | 250 | N/A | LEADs |

* ELECTROSTATIC SHIELD GROUNDED TO TRANSFORMER CASE AT FACTORY (IF APPLICABLE)

DRAWINGS
 APPROVAL
 RECORD
 OTHER

| | | | | |
|------------------------|--|-----------|-----------|---|
| PRIMARY VOLTAGE | 208 | CUST. | XXXXXXXX | |
| SECONDARY VOLTAGE | 120 x 240 | JOB | | |
| TEMPERATURE RISE IN °C | 115 | CATALOG | | |
| WINDINGS & TERMINALS | <input type="checkbox"/> ALUMINUM <input checked="" type="checkbox"/> COPPER | NOTE | XXXXXXXX | |
| FREQUENCY HERTZ | 60 | BY | ENG. LOG. | TITLE 1-PHASE, 600 VOLT CLASS ISOLATION DRY TYPE TRANSFORMER |
| PRIMARY TAPS | NONE | DATE | | |
| POWERTRAN | REV | MFG. LOG. | DWG. NO. | |
| | DATE: | DWG. FILE | N3F877L15 | |