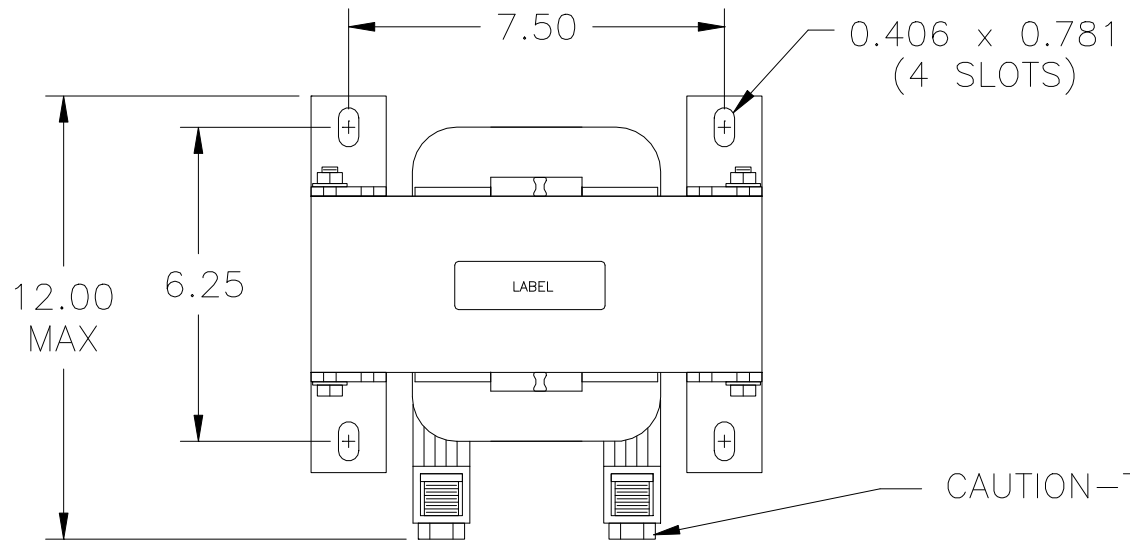


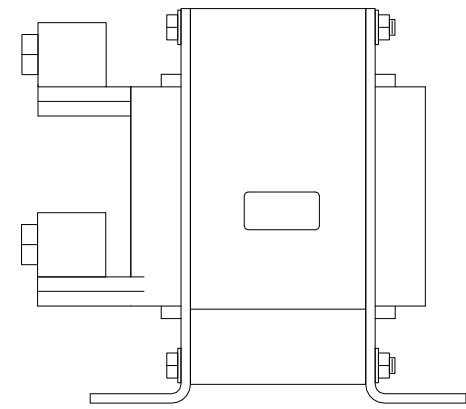
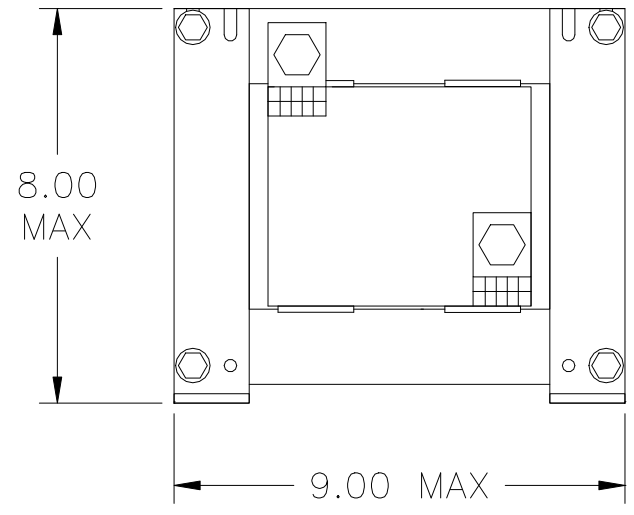
INDUCTANCE	LOSSES	WEIGHT
0.135 mH	63 Watts	74 Lbs

NO.	CHANGE DESCRIPTION	BY	DATE	C'K'D
02	REVISED PER ECR 7175, ADDED CD	RS	8/23/10	



WIRE RANGE: 00-500 MCM

CAUTION-TERMINAL SCREW TIGHTENING TORQUE:
 00=180 in-lb MAX.
 000-0000=250 in-lb MAX.
 250-350 MCM=325 in-lb MAX.
 500 MCM=375 in-lb MAX.



UNLESS OTHERWISE SPECIFIED, DIMENSIONS ARE IN INCHES [mm] AND TOLERANCES ARE:

DECI.	FRAC.
ANGLES	DRILLED HOLES

PART NAME:	DC LINK CHOKE
DESCRIPTION:	OUTLINE DIMENSION
FINISH:	

MTE CORPORATION MENOMONEE FALLS, WISCONSIN			
CD 300RB002			REV. 02
SCALE	NTS	DATE 08/19/96	C'K'D
REF.	DR. BY	BET	APP'D