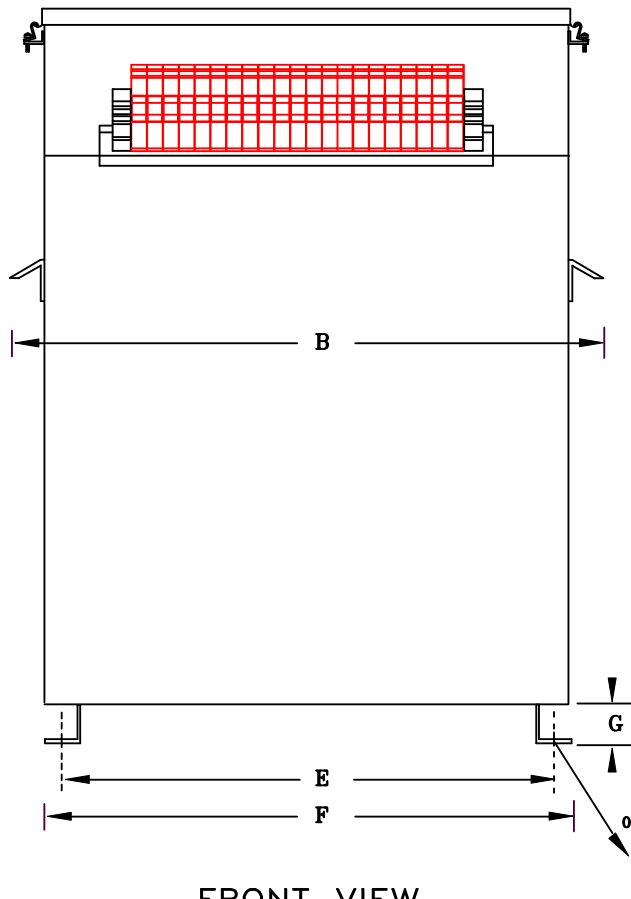


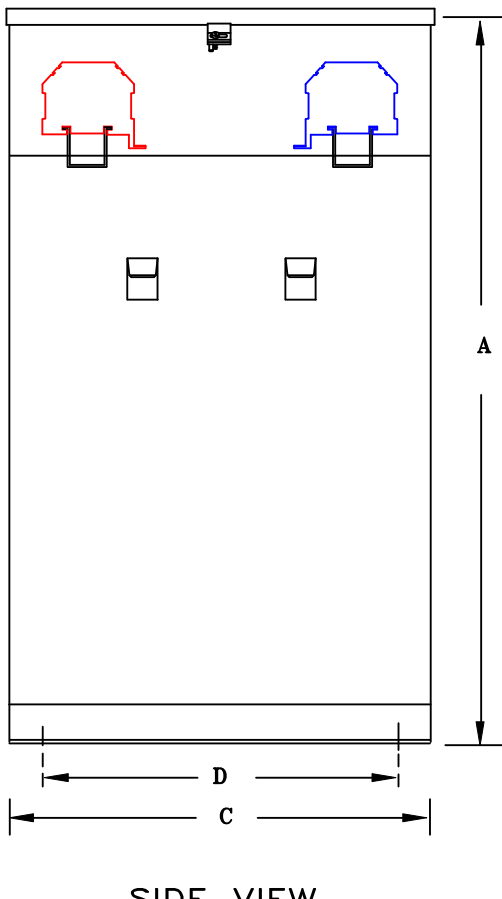
TYPICAL WIRING DIAGRAM

NOTES:

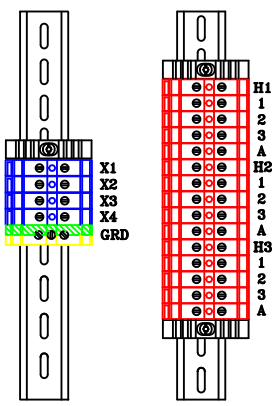
1. ALL UNITS ARE cUL LISTED & DESIGNED ACCORDANCE WITH INDUSTRY STANDARDS
2. TRANSFORMERS ARE DRY-TYPE, CLASS AA, ENCAPSULATED NEMA 3R ENCLOSURE FOR INDOOR / OUTDOOR USE.
3. TRANSFORMERS ARE FLOOR-MOUNTED VIA BOTTOM FLANGE BRACKETS.
4. TRANSFORMERS ARE CONSTRUCTED BASED UPON A 40°C AMBIENT ENVIRONMENT.
5. MAINTAIN 1" CLEARANCE FROM ALL LIVE PARTS.
6. PAINT COLOR IS RAL# 7042.



FRONT VIEW



SIDE VIEW



TERMINAL VIEW

APPROXIMATE DIMENSIONS (INCHES)

KVA	A	B	C	D	E	F	G	HARDWARE	MTG SLOTS	ENCLOSURE	WEIGHT	WEATHER SHIELD	TERMINAL TYPE
45.0	26.00	26.00	13.50	10.00	21.00	23.00	3.50	1/2-13	0.562" x 0.750"	3PN4-45K	725	N/A	TBs

DRAWINGS
 APPROVAL
 RECORD
 OTHER

PRIMARY VOLTAGE	480 DELTA		CUST.	XXXXXXX	
SECONDARY VOLTAGE	240 DELTA w/120LT		JOB		
TEMPERATURE RISE IN °C	115		CATALOG		
WINDINGS & TERMINALS	<input type="checkbox"/> ALUMINUM	<input checked="" type="checkbox"/> COPPER	NOTE	XXXXX	
FREQUENCY HERTZ	60		BY	ENG. LOG.	TITLE 3-PHASE, 600 VOLT CLASS ISOLATION DRY TYPE TRANSFORMER
PRIMARY TAPS	456, 504		DATE		
			REV	MFG. LOG.	DWG. NO. 3EF539FST45
			DATE:	DWG. FILE	