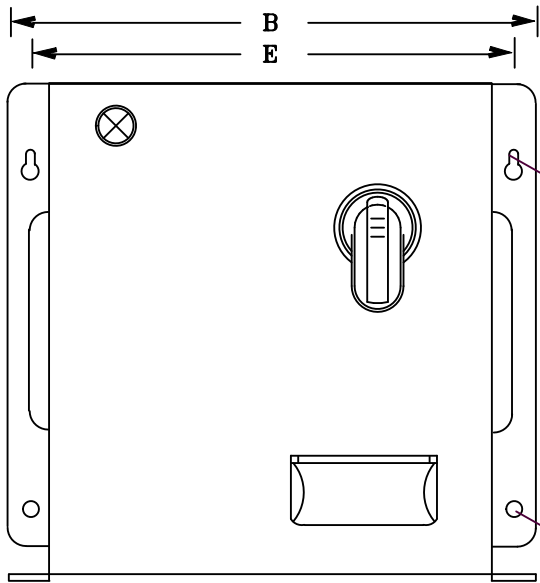


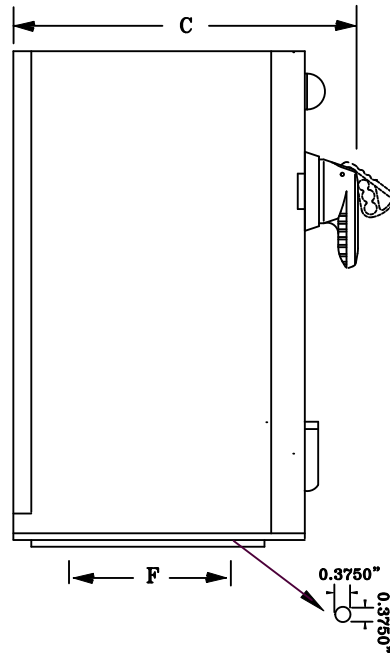
TYPICAL WIRING DIAGRAM

**NOTES:**

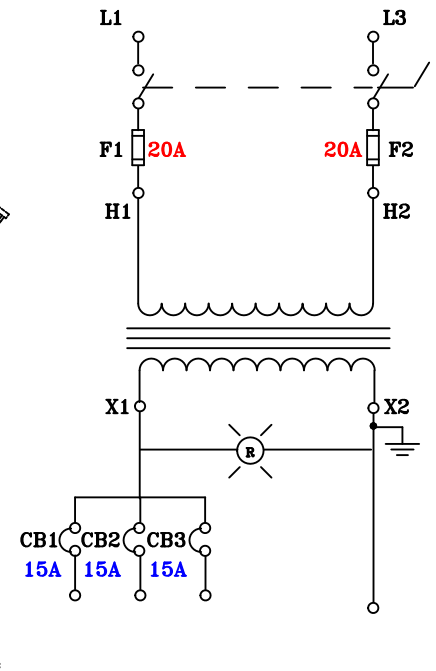
1. ALL UNITS ARE cUL LISTED & DESIGNED ACCORDANCE WITH INDUSTRY STANDARDS.
2. TRANSFORMERS ARE DRY-TYPE, CLASS AA, HOUSED WITHIN NEMA 1 ENCLOSURE FOR INDOOR USE.
3. DISCONNECT HAS DUAL BRACKET SYSTEM FOR BACK OR BOTTOM MOUNTING.
4. TRANSFORMERS ARE CONSTRUCTED BASED UPON A 40°C AMBIENT ENVIRONMENT.
5. MAINTAIN 1" CLEARANCE FROM ALL LIVE PARTS.
6. PAINT COLOR IS RAL# 7042.



FRONT VIEW



SIDE VIEW



CIRCUIT VIEW

**APPROXIMATE DIMENSIONS ( INCHES )**

KVA	A	B	C	D	E	F	HARDWARE	MTG SLOTS	ENCLOSURE	lbs.	WEATHER SHIELD	TERMINAL TYPE
5.0	15.25	18.00	12.25	11.50	17.00	7.50	3/8-16	0.500" x 0.750"	PLDN-5K	125	N/A	TBs

\* ELECTROSTATIC SHIELD GROUNDED TO TRANSFORMER CASE AT FACTORY ( IF APPLICABLE )

DRAWINGS  
 APPROVAL  
 RECORD  
 OTHER

PRIMARY VOLTAGE	480	CUST.	XXXXXXXX
SECONDARY VOLTAGE	120	JOB	
TEMPERATURE RISE IN °C	115	PRIMARY:	200KA SCCR FUSIBLE DISCONNECT SWITCH
WINDINGS & TERMINALS	<input type="checkbox"/> ALUMINUM <input checked="" type="checkbox"/> COPPER	SECONDARY:	RED POWER-ON LIGHT
FREQUENCY HERTZ	60	BY	ENG. LOG.
PRIMARY TAPS	NONE	DATE	TITLE
		REV	MFG. LOG.
		DATE:	DWG. FILE
		DWG. NO.	
		PLD-5000-NR-A	