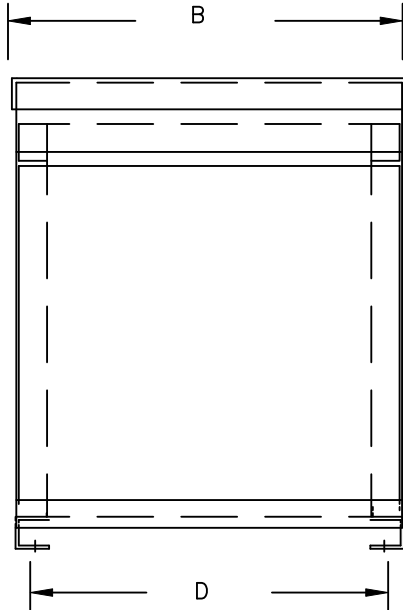


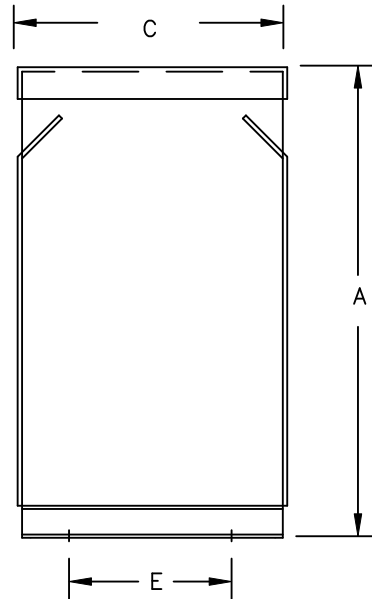
TYPICAL WIRING DIAGRAM

NOTES:

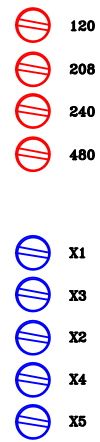
1. ALL UNITS ARE DESIGNED IN ACCORDANCE WITH INDUSTRY STANDARDS.
2. TRANSFORMERS ARE DRY-TYPE, CLASS AA, ENCAPSULATED NEMA 1 ENCLOSED FOR INDOOR USE.
3. TRANSFORMERS ARE WALL / MACHINE MOUNTABLE VIA THE ATTACHED BRACKETS.
4. TRANSFORMERS ARE CONSTRUCTED BASED UPON A 40°C AMBIENT ENVIRONMENT.
5. MAINTAIN 1" CLEARANCE FROM ALL LIVE PARTS.
6. PAINT COLOR IS ANSI #61.



FRONT VIEW



SIDE VIEW



TERMINAL VIEW

APPROXIMATE DIMENSIONS (INCHES)

KVA	A	B	C	D	E	F	HARDWARE	MTG SLOTS	ENCLOSURE	lbs.	WEATHER SHIELD	TERMINAL TYPE
7.5*	40.00	19.00	21.75	~17.00	~19.75	----	3/8-16	0.437" x 0.875"	CLT-5K	400	N/A	SCREWS

* ELECTROSTATIC SHIELD GROUNDED TO TRANSFORMER CASE AT FACTORY (IF APPLICABLE)

DRAWINGS
 APPROVAL
 RECORD
 OTHER

INPUT VOLTAGE	208-240-480	CUST.	XXXXXXXXXX
INPUT TOLERANCE	-20%, +10%	JOB	
OUTPUT VOLTAGE	120-208-240	CATALOG	
OUTPUT REGULATION	+/- 3%	NOTE	XXXXXXXXXX
WINDINGS & TERMINALS	<input type="checkbox"/> ALUMINUM <input checked="" type="checkbox"/> COPPER	BY	ENG. LOG.
FREQUENCY IN HERTZ	60	DATE	TITLE
		REV	MFG. LOG.
		DATE:	DWG. FILE
			DWG. NO.
			CLT-7500-GTO