NOTES:

1. ALL UNITS ARE cUL LISTED & DESIGNED ACCORDANCE WITH INDUSTRY STANDARDS.
2. TRANSFORMERS ARE DRY–TYPE, CLASS AA, VENTILATED NEMA 2 ENCLOSED FOR INDOOR USE.
3. TRANSFORMERS ARE FLOOR MOUNTED.
4. AVAILABLE ACCESSORIES FOR THIS UNIT: A) OUTDOOR WEATHERSHIELD KIT
5. TRANSFORMERS ARE CONSTRUCTED BASED UPON A 40°C AMBIENT ENVIRONMENT.
6. MAINTAIN 1" CLEARANCE FROM ALL LIVE PARTS.
7. PAINT COLOR IS ANSI #61.

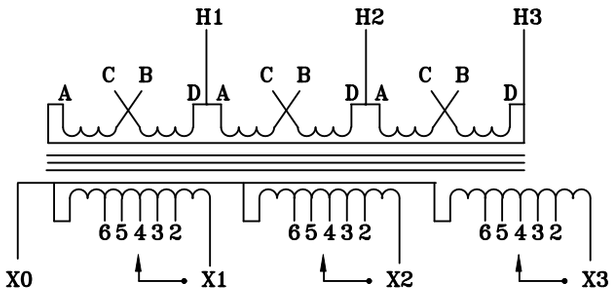

TYPICAL WIRING DIAGRAM

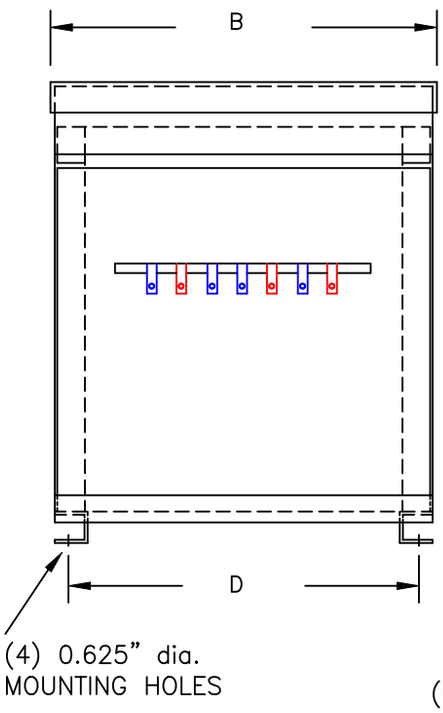

FRONT VIEW

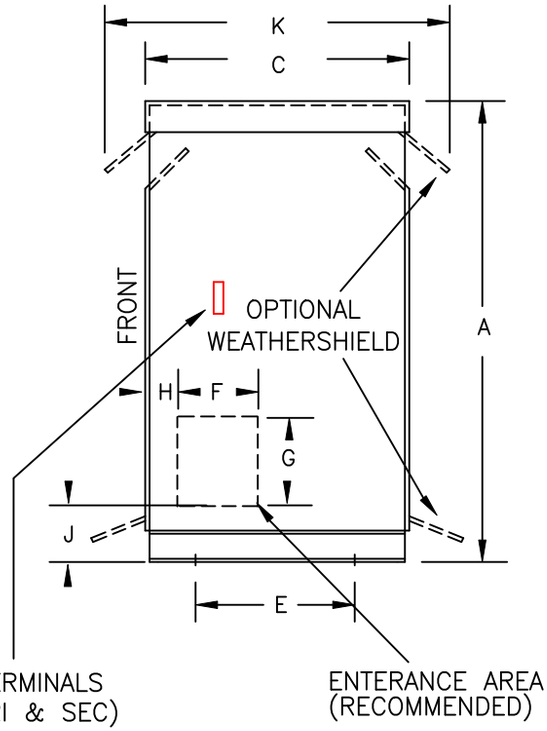

SIDE VIEW

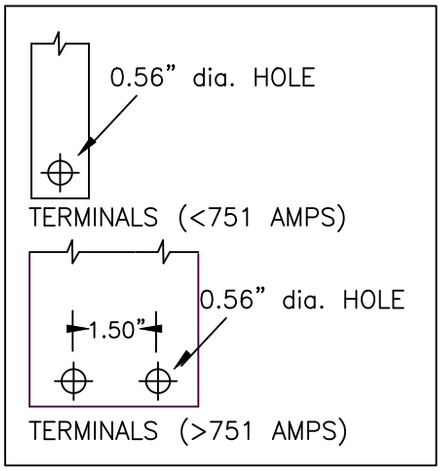

TERMINAL DETAILS

APPROXIMATE DIMENSIONS (INCHES)

KVA	A	B	C	D	E	F	G	H	J	K	L	BOX	lbs.	WEATHER SHIELD	TERMINAL TYPE
10.0	34.00	22.38	19.88	20.75	16.50	4.00	4.00	1.00	5.75	24.00	----	3PT–30K	300	WS–4	BUSBAR

DRAWINGS
- [X] APPROVAL
- [ ] RECORD
- [ ] OTHER

* ELECTROSTATIC SHIELD GROUNDED TO TRANSFORMER CASE AT FACTORY (IF APPLICABLE)

PRIMARY VOLTAGE	208–240–480 DELTA	CUST.	XXXXXXXXX		
SECONDARY VOLTAGE	400Y/231	JOB			
TEMPERATURE RISE IN °C	150	CATALOG			
WINDINGS & TERMINALS	[X] ALUMINUM [ ] COPPER	NOTE			
FREQUENCY IN HERTZ	60	BY	ENG. LOG.	TITLE	3–PHASE, 600 VOLT CLASS ISOLATION DRY TYPE TRANSFORMER
PRIMARY TAPS	197, 218, 228, 253, 456, 505	DATE			
POWERTRAN		REV	MFG. LOG.	DWG. NO.	3PTN863–10K
		DATE:	DWG. FILE		