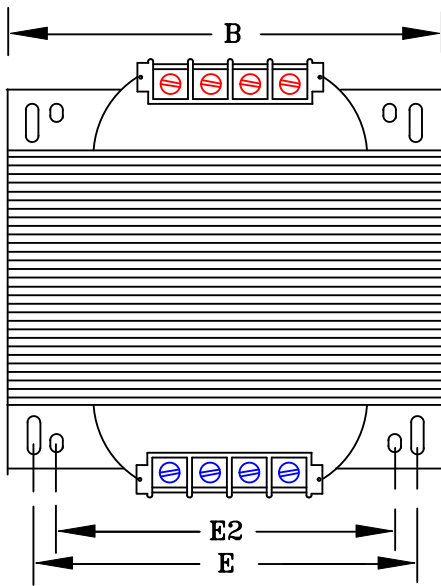


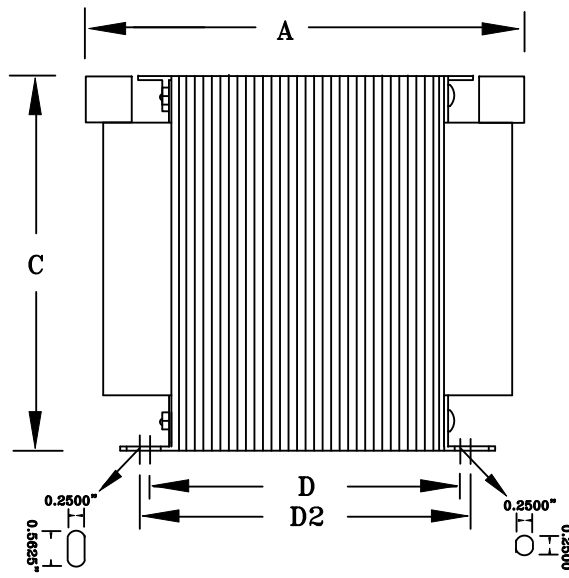
TYPICAL WIRING DIAGRAM

**NOTES:**

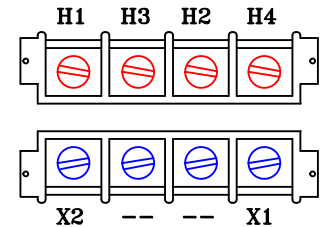
1. ALL UNITS ARE cUL LISTED & DESIGNED ACCORDANCE WITH INDUSTRY STANDARDS.
2. TRANSFORMERS ARE DRY-TYPE, CLASS AA, VENTILATED, OPEN-STYLE ASSEMBLY FOR INDOOR/CONTROL PANEL USE.
3. TRANSFORMER ARE BASE MOUNTED.
4. TRANSFORMERS ARE CONSTRUCTED BASED UPON A 40°C AMBIENT ENVIRONMENT.
5. MAINTAIN 1" CLEARANCE FROM ALL LIVE PARTS.



FRONT VIEW



SIDE VIEW



TERMINAL VIEW

**APPROXIMATE DIMENSIONS ( INCHES )**

KVA	A	B	C	D	D2	E	E2	2-P FUSE BLOCK	HARDWARE	(4) MTG SLOTS	STEEL	STACK	WEIGHT
0.100	4.60	3.38	2.96	2.38	----	2.80	2.50	2PFB	1/4-20	0.250" x 0.562"	EI-112	?	5

\* IF YOU PURCHASE THE PRIMARY FUSE BLOCK, IT WILL ADD 1.50" TO THE "C" DIMENSION

\*\* IF YOU UTILIZE THE SECONDARY FUSE CLIPS, THEY WILL ADD 0.50" TO THE "C" DIMENSION

DRAWINGS  
 APPROVAL  
 RECORD  
 OTHER

PRIMARY VOLTAGE	120 x 240	CUST.	XXXXXXXX
SECONDARY VOLTAGE	24	JOB	
TEMPERATURE RISE IN °C	55	CATALOG	
WINDINGS & TERMINALS	<input type="checkbox"/> ALUMINUM <input checked="" type="checkbox"/> COPPER	NOTE	XXXXXXXX
FREQUENCY HERTZ	50/60	BY	ENG. LOG.
PRIMARY TAPS	NONE	DATE	TITLE
		REV	MFG. LOG.
		DATE:	DWG. FILE
		DWG. NO.	E100E