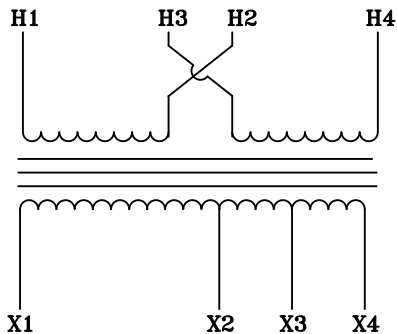
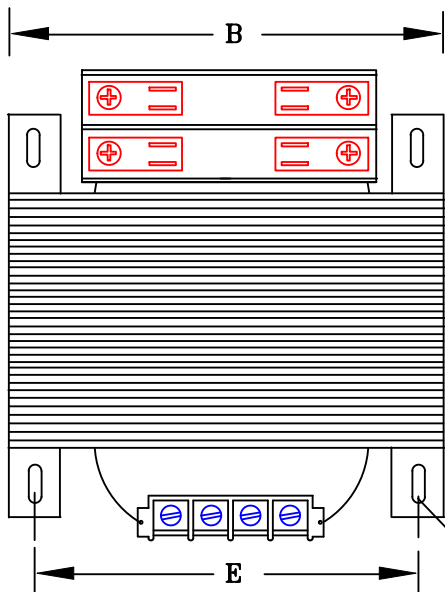


NOTES:

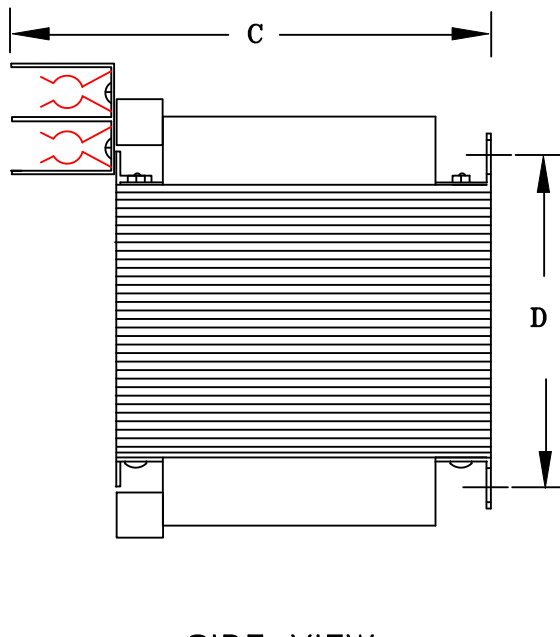
1. ALL UNITS ARE cUL LISTED & DESIGNED ACCORDANCE WITH INDUSTRY STANDARDS.
2. TRANSFORMERS ARE DRY-TYPE, CLASS AA, VENTILATED, OPEN-STYLE ASSEMBLY FOR INDOOR/CONTROL PANEL USE.
3. TRANSFORMER ARE BASE MOUNTED.
4. TRANSFORMERS ARE CONSTRUCTED BASED UPON A 40°C AMBIENT ENVIRONMENT.
5. MAINTAIN 1" CLEARANCE FROM ALL LIVE PARTS.



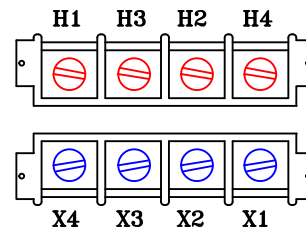
TYPICAL WIRING DIAGRAM



FRONT VIEW



SIDE VIEW



TERMINAL VIEW



APPROXIMATE DIMENSIONS (INCHES)

KVA	A	B	C	D	E	3-POLE PRIMARY FUSE BLOCK	PRIMARY COVER	SECONDARY COVER	HARDWARE	(4) MTG SLOTS	STEEL	STACK	WEIGHT
0.500	7.75	5.25	6.50	2.63	3.12	INCLUDED	INCLUDED	INCLUDED	1/4-20	0.250" x 0.562"	EI-175	4.25	25

DRAWINGS
 APPROVAL
 RECORD
 OTHER

PRIMARY VOLTAGE	200-208-230-240-277-380-400 415-440-460-480-550-575-600	CUST.	XXXXXXXX	
SECONDARY VOLTAGE	120	JOB		
TEMPERATURE RISE IN °C	55	CATALOG		
WINDINGS & TERMINALS	<input type="checkbox"/> ALUMINUM <input checked="" type="checkbox"/> COPPER	NOTE	XXXXXXXX	
FREQUENCY HERTZ	50/60	BY	ENG. LOG.	TITLE
PRIMARY TAPS	NONE	DATE		1-PHASE, 600 VOLT CLASS CONTROL DRY TYPE TRANSFORMER
POWERTRAN	REV	MFG. LOG.	DWG. NO.	
	DATE:	DWG. FILE	A965MT500-2FB	