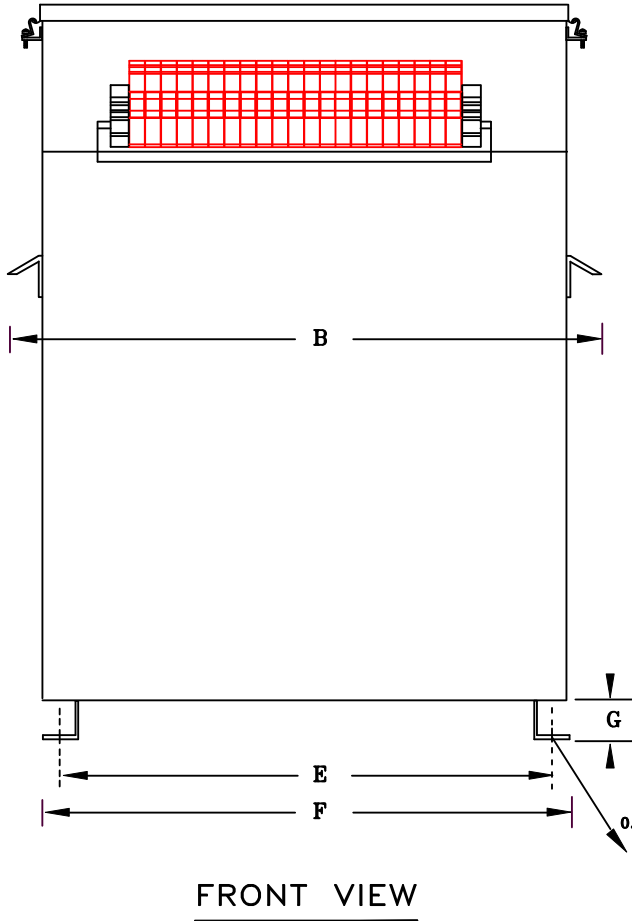


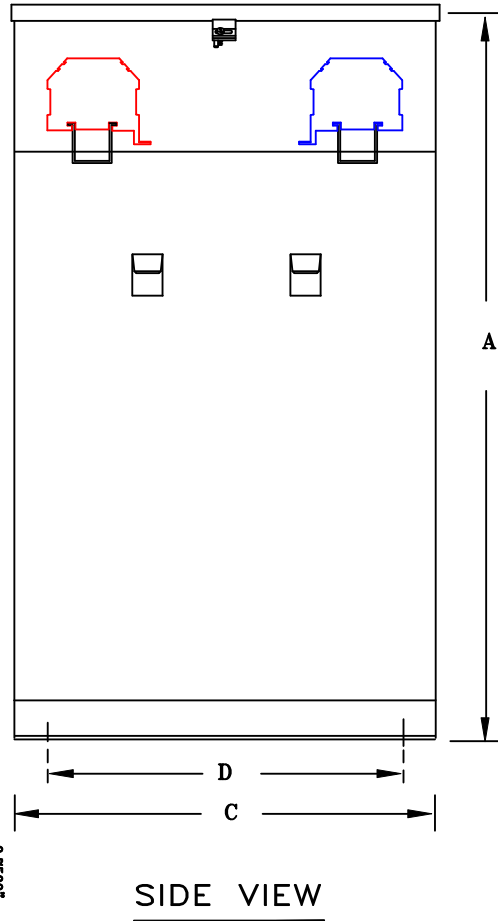
TYPICAL WIRING DIAGRAM

NOTES:

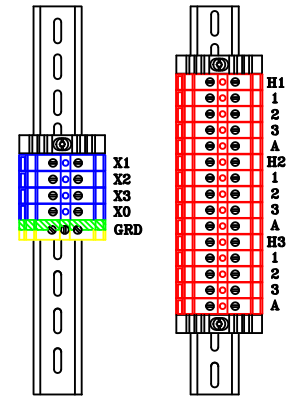
1. ALL UNITS ARE cUL LISTED & DESIGNED ACCORDANCE WITH INDUSTRY STANDARDS
2. TRANSFORMERS ARE DRY-TYPE, CLASS AA, ENCAPSULATED NEMA 3R ENCLOSURE FOR INDOOR / OUTDOOR USE.
3. TRANSFORMERS ARE FLOOR-MOUNTED VIA BOTTOM FLANGE BRACKETS.
4. TRANSFORMERS ARE CONSTRUCTED BASED UPON A 40°C AMBIENT ENVIRONMENT.
5. MAINTAIN 1" CLEARANCE FROM ALL LIVE PARTS.
6. PAINT COLOR IS RAL# 7042.



FRONT VIEW



SIDE VIEW



TERMINAL VIEW

APPROXIMATE DIMENSIONS (INCHES)

KVA	A	B	C	D	E	F	G	HARDWARE	MTG SLOTS	ENCLOSURE	WEIGHT	WEATHER SHIELD	TERMINAL TYPE
75.0	32.00	28.00	15.50	12.00	23.00	25.00	3.50	1/2-13	0.562" x 0.750"	3PN4-75K	1125	N/A	TBs

DRAWINGS
 APPROVAL
 RECORD
 OTHER

PRIMARY VOLTAGE	208 DELTA		CUST.	XXXXXXX									
SECONDARY VOLTAGE	380Y/220		JOB										
TEMPERATURE RISE IN °C	115		CATALOG										
WINDINGS & TERMINALS	<input type="checkbox"/> ALUMINUM	<input checked="" type="checkbox"/> COPPER	NOTE	XXXXX									
FREQUENCY HERTZ	60		BY	ENG. LOG.	TITLE 3-PHASE, 600 VOLT CLASS ISOLATION DRY TYPE TRANSFORMER								
PRIMARY TAPS	198, 218		DATE										
			REV	MFG. LOG.	DWG. NO. 3EF438FST75								
			DATE:	DWG. FILE									