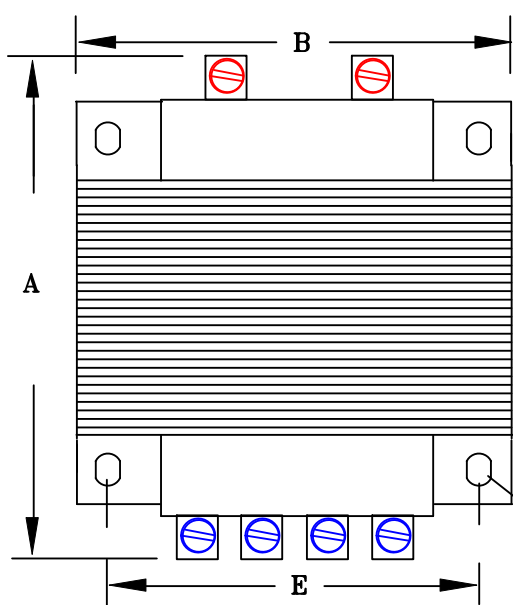


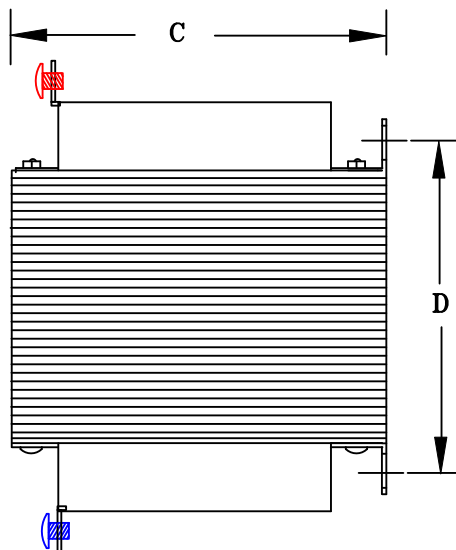
TYPICAL WIRING DIAGRAM

NOTES:

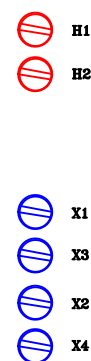
1. ALL UNITS ARE DESIGNED IN ACCORDANCE WITH INDUSTRY STANDARDS.
2. TRANSFORMERS ARE DRY-TYPE, CLASS AA, VENTILATED, OPEN-STYLE ASSEMBLY FOR INDOOR/CONTROL PANEL USE.
3. TRANSFORMER ARE BASE MOUNTED.
4. TRANSFORMERS ARE CONSTRUCTED BASED UPON A 40°C AMBIENT ENVIRONMENT.
5. MAINTAIN 1" CLEARANCE FROM ALL LIVE PARTS.



FRONT VIEW



SIDE VIEW



TERMINAL VIEW

0.4375"
0.5000"

APPROXIMATE DIMENSIONS (INCHES)

| KVA | A | B | C | D | E | F | G | HARDWARE | (4) MTG SLOTS | STEEL | lbs. | WEATHER SHIELD | TERMINAL TYPE |
|------|------|-------|-------|------|------|------|------|----------|-----------------|--------|------|----------------|---------------|
| 10.0 | 8.00 | 12.00 | 10.25 | 6.00 | 9.00 | ---- | ---- | 3/8-16 | 0.437" x 0.500" | EI-400 | 125 | N/A | LEADs |

* ELECTROSTATIC SHIELD GROUNDED TO TRANSFORMER CASE AT FACTORY (IF APPLICABLE)

DRAWINGS
 APPROVAL
 RECORD
 OTHER

| | | | | |
|------------------------|--|-----------|------------------|--|
| PRIMARY VOLTAGE | 4160 | CUST. | XXXXXXXX | |
| SECONDARY VOLTAGE | 120 x 240 | JOB | | |
| TEMPERATURE RISE IN °C | 115 | CATALOG | | |
| WINDINGS & TERMINALS | <input type="checkbox"/> ALUMINUM <input checked="" type="checkbox"/> COPPER | NOTE | XXXXXXXX | |
| FREQUENCY IN HERTZ | 60 | BY | ENG. LOG. | TITLE 1-PHASE, HIGH-VOLTAGE CLASS ISOLATION DRY TYPE TRANSFORMER |
| PRIMARY TAPS | NONE | DATE | | |
| POWERTRAN | REV | MFG. LOG. | DWG. NO. F449T10 | |
| | DATE: | DWG. FILE | | |