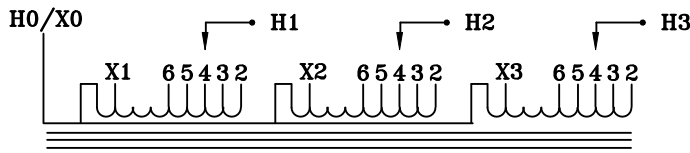
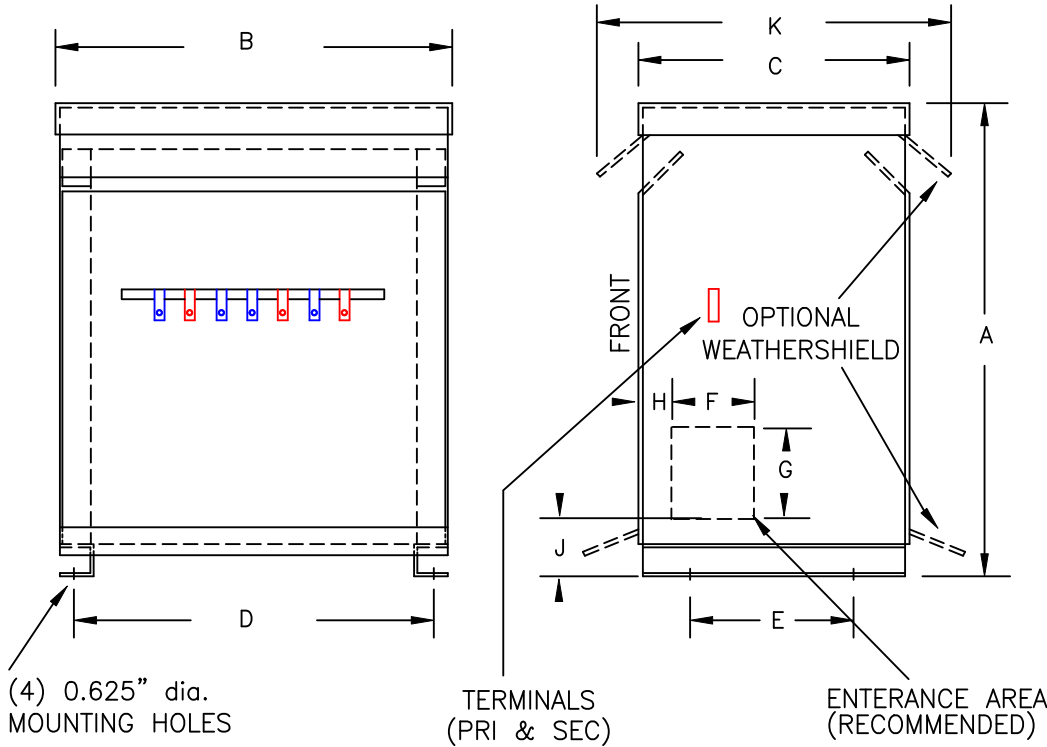


**NOTES:**

1. ALL UNITS ARE cUL LISTED AND DESIGNED ACCORDANCE WITH INDUSTRY STANDARDS.
2. TRANSFORMERS ARE DRY-TYPE, CLASS AA, VENTILATED NEMA 2 ENCLOSED FOR INDOOR USE.
3. TRANSFORMERS ARE FLOOR MOUNTED.
4. AVAILABLE ACCESSORIES FOR THIS UNIT:  
A) OUTDOOR WEATHERSHIELD KIT  
B) WALL MOUNTING BRACKETS
5. TRANSFORMERS ARE CONSTRUCTED BASED UPON A 40°C AMBIENT ENVIRONMENT.
6. MAINTAIN 1" CLEARANCE FROM ALL LIVE PARTS.
7. PAINT COLOR IS ANSI #61.

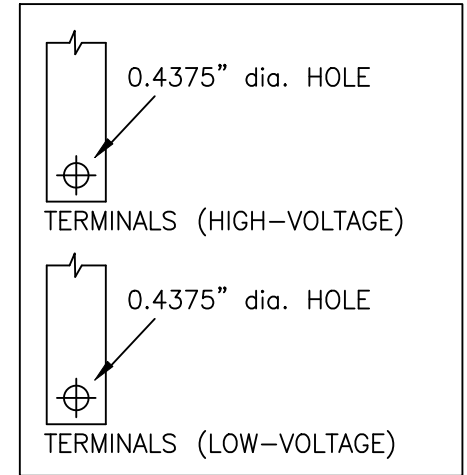


TYPICAL WIRING DIAGRAM



FRONT VIEW

SIDE VIEW



TERMINAL DETAILS

**APPROXIMATE DIMENSIONS ( INCHES )**

KVA	A	B	C	D	E	F	G	H	J	K	L	BOX	lbs.	WEATHER SHIELD	TERMINAL TYPE
SEE BELOW	34.00	22.38	19.88	20.75	16.50	4.00	4.00	1.00	5.75	24.00	----	3PT-30K	400	WS-4	BUSBAR

DRAWINGS  
 APPROVAL  
 RECORD  
 OTHER

	225.0 KVA	180.0 KVA														
INPUT VOLTAGE	575Y/332	480Y/277	CUST.	XXXXXXXXXX												
OUTPUT VOLTAGE	480Y/277	400Y/231	JOB													
TEMPERATURE RISE IN °C	150		CATALOG													
WINDINGS & TERMINALS	<input checked="" type="checkbox"/> ALUMINUM	<input type="checkbox"/> COPPER	NOTE	XXXXXXXXXX												
FREQUENCY IN HERTZ	60		BY	ENG. LOG.	TITLE 3-PHASE, 600 VOLT CLASS AUTO DRY TYPE TRANSFORMER											
INPUT TAPS	546, 560, 589, 604		DATE													
			REV	MFG. LOG.	DWG. NO.											
			DATE:	DWG. FILE	3PT485PA225											

