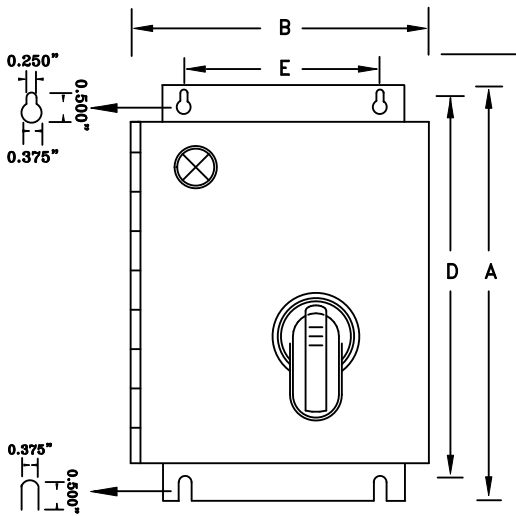


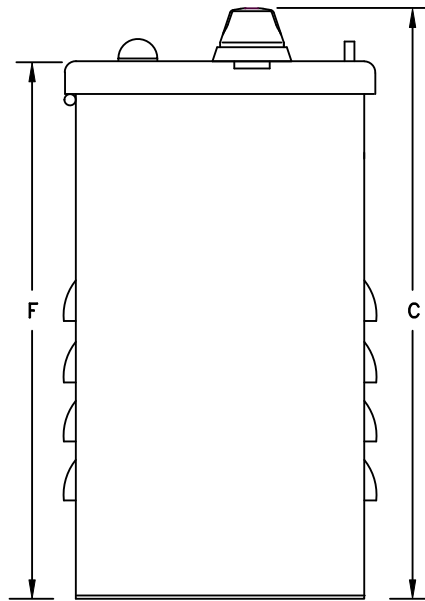
TYPICAL WIRING DIAGRAM

NOTES:

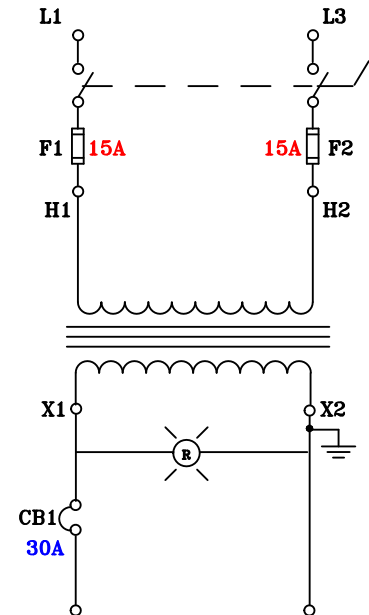
1. ALL UNITS ARE cUL LISTED & DESIGNED ACCORDANCE WITH INDUSTRY STANDARDS.
2. TRANSFORMERS ARE DRY-TYPE, CLASS AA, HOUSED WITHIN NEMA 1 ENCLOSURE FOR INDOOR / CONTROL-PANEL USE.
3. DISCONNECT HAS BOTTOM BRACKET SYSTEM FOR BASE MOUNTING.
4. TRANSFORMERS ARE CONSTRUCTED BASED UPON A 40°C AMBIENT ENVIRONMENT.
5. MAINTAIN 1" CLEARANCE FROM ALL LIVE PARTS.
6. PAINT COLOR IS RAL# 7042.



FRONT VIEW



SIDE VIEW



CIRCUIT VIEW

APPROXIMATE DIMENSIONS (INCHES)

KVA	A	B	C	D	E	F	HARDWARE	MTG SLOTS	ENCLOSURE	lbs.	WEATHER SHIELD	TERMINAL TYPE
3.0	9.75	9.00	14.00	9.12	3.88	12.25	1/4-20	0.250" x 0.500"	LG-SLD	65	N/A	TBs

* ELECTROSTATIC SHIELD GROUNDED TO TRANSFORMER CASE AT FACTORY (IF APPLICABLE)

DRAWINGS
 APPROVAL
 RECORD
 OTHER

PRIMARY VOLTAGE	480	CUST.	XXXXXXXX
SECONDARY VOLTAGE	120	JOB	
TEMPERATURE RISE IN °C	115	PRIMARY:	200KA SCCR FUSIBLE DISCONNECT SWITCH
WINDINGS & TERMINALS	<input type="checkbox"/> ALUMINUM <input checked="" type="checkbox"/> COPPER	SECONDARY:	RED POWER-ON LIGHT
FREQUENCY HERTZ	60	BY	ENG. LOG. TITLE
PRIMARY TAPS	NONE	DATE	1-PHASE, 600 VOLT CLASS LIGHTING DISCONNECT DRY TYPE TRANSFORMER
POWERTRAN	REV	MFG. LOG.	DWG. NO.
	DATE:	DWG. FILE	SLD-3000-NR-A