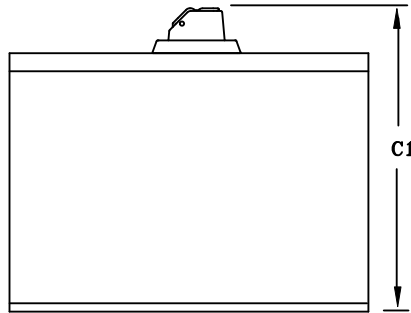



FRONT VIEW



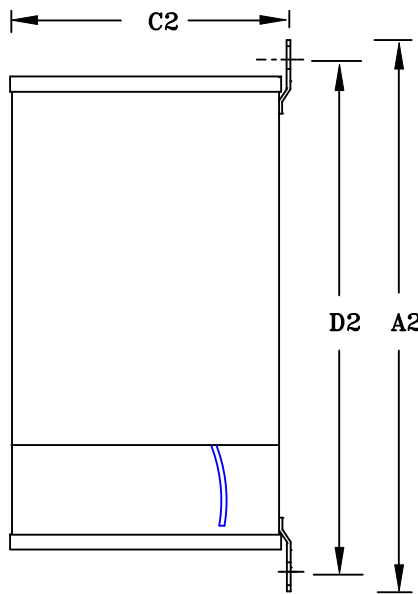
SIDE VIEW

NOTES:

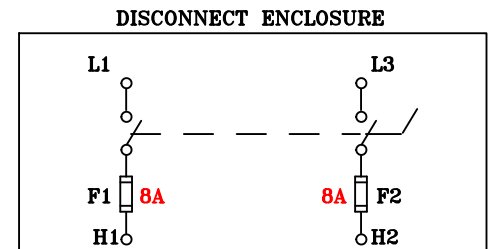
1. ALL UNITS ARE cUL LISTED & DESIGNED ACCORDANCE WITH INDUSTRY STANDARDS.
2. TRANSFORMERS ARE DRY-TYPE, CLASS AA, HOUSED WITHIN NEMA 3R ENCLOSURE FOR INDOOR / CONTROL-PANEL USE.
3. DISCONNECT & TRANSFORMER BOTH HAVE BACK MOUNTING BRACKETS FOR MOUNTING.
4. TRANSFORMERS ARE CONSTRUCTED BASED UPON A 40°C AMBIENT ENVIRONMENT.
5. MAINTAIN 1" CLEARANCE FROM ALL LIVE PARTS.
6. PAINT COLOR IS RAL# 7042.



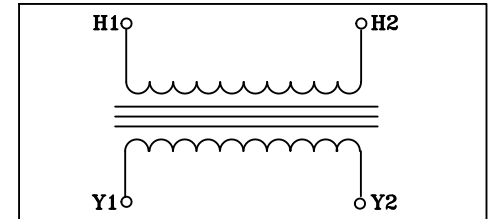
FRONT VIEW



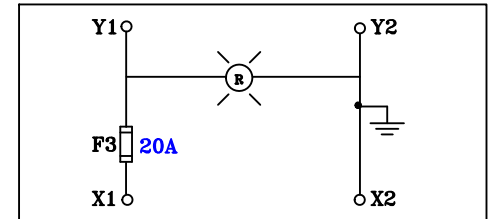
SIDE VIEW



DISCONNECT ENCLOSURE



TRANSFORMER ENCLOSURE



DISCONNECT ENCLOSURE

CIRCUIT VIEW

APPROXIMATE DIMENSIONS (INCHES)

KVA	A1	B1	C1	D1	E1	BOX	lbs.	A2	B2	C2	D2	E2	BOX	lbs.	TERMINAL TYPE
2.0	6.50	10.50	7.50	5.50	9.50	MLD-WB	10	13.25	6.25	7.75	12.50	4.50	PT-3K	50	LEADs

* ELECTROSTATIC SHIELD GROUNDED TO TRANSFORMER CASE AT FACTORY (IF APPLICABLE)

DRAWINGS
 APPROVAL
 RECORD
 OTHER

PRIMARY VOLTAGE	480	CUST.	XXXXXXXXXX
SECONDARY VOLTAGE	120	JOB	
TEMPERATURE RISE IN °C	115	PRIMARY:	200kA SCCR FUSIBLE DISCONNECT SWITCH
WINDINGS & TERMINALS	<input type="checkbox"/> ALUMINUM <input checked="" type="checkbox"/> COPPER	SECONDARY:	RED POWER-ON LIGHT
FREQUENCY HERTZ	60	BY	ENG. LOG.
PRIMARY TAPS	NONE	DATE	TITLE
		REV	MFG. LOG.
		DATE:	DWG. FILE
			DWG. NO.
			MLD2F1F-2000-A