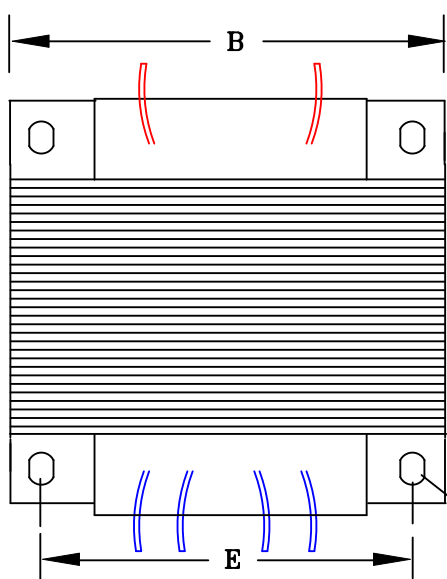


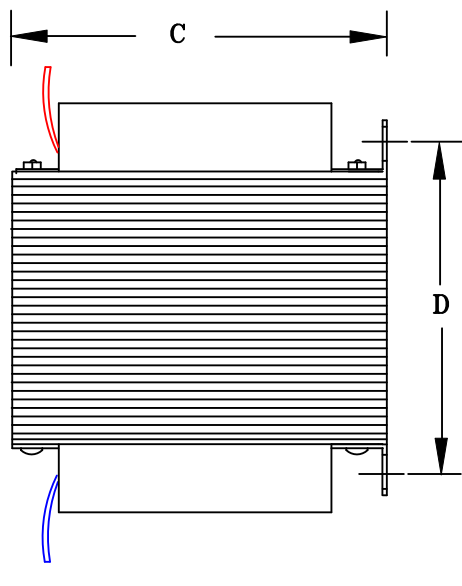
TYPICAL WIRING DIAGRAM

NOTES:

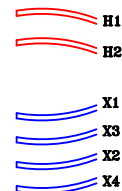
1. ALL UNITS ARE DESIGNED IN ACCORDANCE WITH INDUSTRY STANDARDS.
2. TRANSFORMERS ARE DRY-TYPE, CLASS AA, VENTILATED, OPEN-STYLE ASSEMBLY FOR INDOOR/CONTROL PANEL USE.
3. TRANSFORMER ARE BASE MOUNTED.
4. TRANSFORMERS ARE CONSTRUCTED BASED UPON A 40°C AMBIENT ENVIRONMENT.
5. MAINTAIN 1" CLEARANCE FROM ALL LIVE PARTS.



FRONT VIEW



SIDE VIEW



TERMINAL VIEW



APPROXIMATE DIMENSIONS (INCHES)

KVA	A	B	C	D	E	F	G	HARDWARE	(4) MTG SLOTS	STEEL	lbs.	WEATHER SHIELD	TERMINAL TYPE
1.0	6.50	7.50	6.50	4.75	6.00	-----	-----	3/8-16	0.437" x 0.500"	EI-250	50	N/A	LEADs

* ELECTROSTATIC SHIELD GROUNDED TO TRANSFORMER CASE AT FACTORY (IF APPLICABLE)

DRAWINGS
<input checked="" type="checkbox"/> APPROVAL
<input type="checkbox"/> RECORD
<input type="checkbox"/> OTHER

PRIMARY VOLTAGE	2400	CUST.	XXXXXXXX
SECONDARY VOLTAGE	120 x 240	JOB	
TEMPERATURE RISE IN °C	115	CATALOG	
WINDINGS & TERMINALS	<input type="checkbox"/> ALUMINUM <input checked="" type="checkbox"/> COPPER	NOTE	XXXXXXXX
FREQUENCY IN HERTZ	60	BY	
PRIMARY TAPS	NONE	DATE	
		ENG. LOG.	TITLE
			1-PHASE, HIGH-VOLTAGE CLASS ISOLATION DRY TYPE TRANSFORMER
		MFG. LOG.	DWG. NO.
			F287L1000



REV	MFG. LOG.	DWG. NO.
DATE:	DWG. FILE	