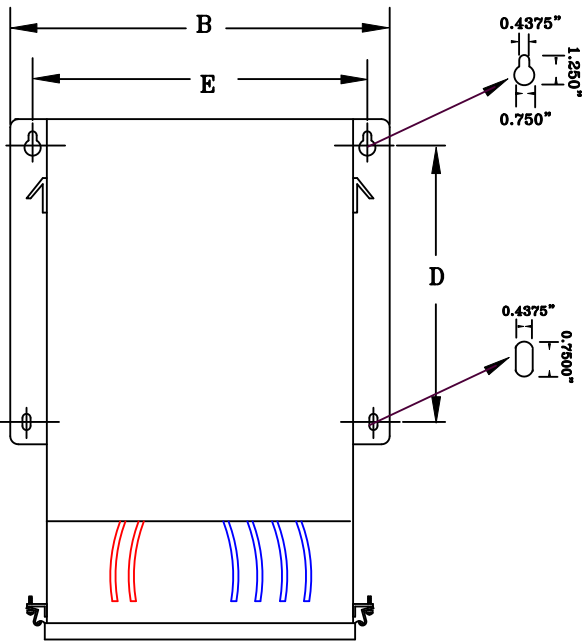


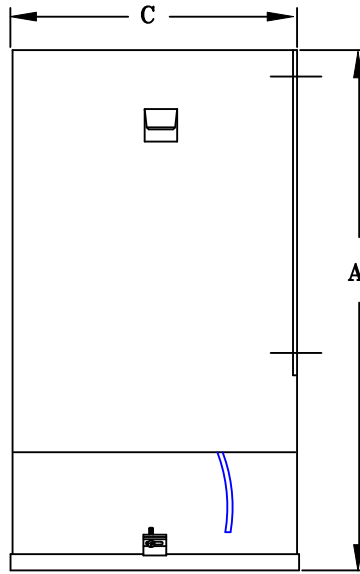
TYPICAL WIRING DIAGRAM

NOTES:

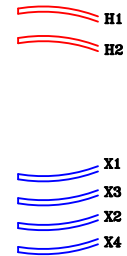
1. ALL UNITS ARE DESIGNED IN ACCORDANCE WITH INDUSTRY STANDARDS.
2. TRANSFORMERS ARE DRY-TYPE, CLASS AA, ENCAPSULATED NEMA 1 ENCLOSED FOR INDOOR USE.
3. TRANSFORMERS ARE WALL / MACHINE MOUNTABLE VIA THE ATTACHED BRACKETS.
4. TRANSFORMERS ARE CONSTRUCTED BASED UPON A 40°C AMBIENT ENVIRONMENT.
5. MAINTAIN 1" CLEARANCE FROM ALL LIVE PARTS.
6. PAINT COLOR IS RAL# 7042.



FRONT VIEW



SIDE VIEW



TERMINAL VIEW

APPROXIMATE DIMENSIONS (INCHES)

| KVA | A | B | C | D | E | F | HARDWARE | MTG SLOTS | ENCLOSURE | lbs. | WEATHER SHIELD | TERMINAL TYPE |
|-----|-------|-------|------|------|-------|------|----------|-----------------|-----------|------|----------------|---------------|
| 5.0 | 15.25 | 12.38 | 9.00 | 8.50 | 11.25 | ---- | 3/8-16 | 0.437" x 0.750" | N10 | 135 | N/A | LEADs |

* ELECTROSTATIC SHIELD GROUNDED TO TRANSFORMER CASE AT FACTORY (IF APPLICABLE)

DRAWINGS
 APPROVAL
 RECORD
 OTHER

| | | | | |
|------------------------|--|-----------|------------|--|
| PRIMARY VOLTAGE | 2400 | CUST. | XXXXXXXX | |
| SECONDARY VOLTAGE | 120 x 240 | JOB | | |
| TEMPERATURE RISE IN °C | 115 | CATALOG | | |
| WINDINGS & TERMINALS | <input type="checkbox"/> ALUMINUM <input checked="" type="checkbox"/> COPPER | NOTE | XXXXXXXX | |
| FREQUENCY HERTZ | 60 | BY | ENG. LOG. | TITLE 1-PHASE, HIGH-VOLTAGE CLASS ISOLATION DRY TYPE TRANSFORMER |
| PRIMARY TAPS | NONE | DATE | | |
| POWERTRAN | REV | MFG. LOG. | DWG. NO. | |
| | DATE: | DWG. FILE | EF287L5000 | |