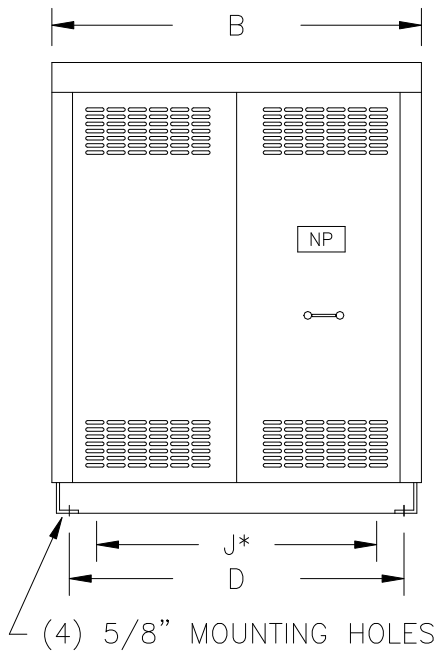


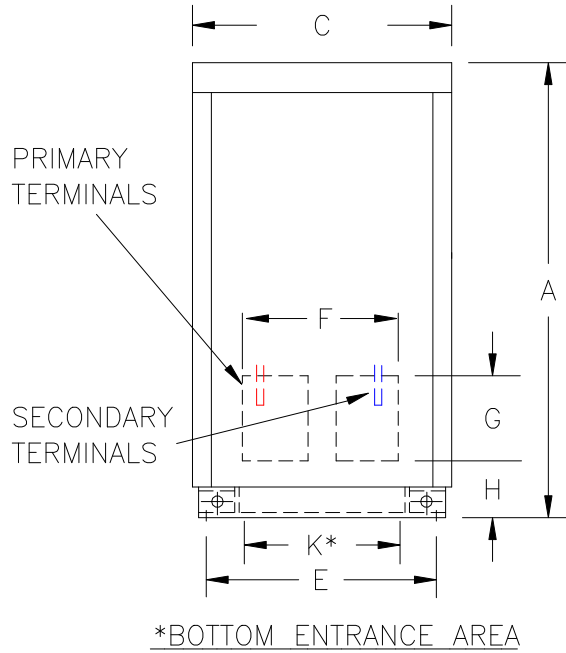
TYPICAL WIRING DIAGRAM

NOTES:

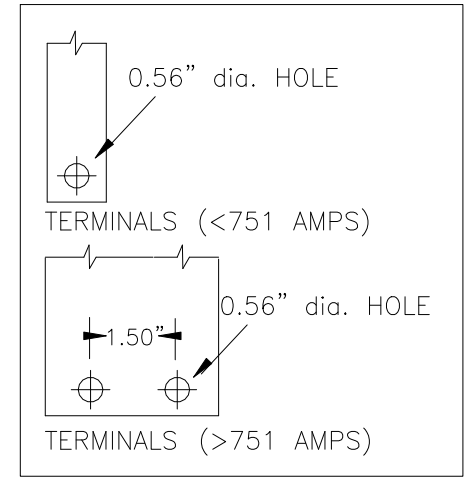
1. ALL UNITS ARE cUL LISTED AND DESIGNED ACCORDANCE WITH INDUSTRY STANDARDS.
2. TRANSFORMERS ARE DRY-TYPE, CLASS AA, VENTILATED NEMA 1 ENCLOSED FOR INDOOR USE.
3. TRANSFORMERS ARE FLOOR MOUNTED.
4. TRANSFORMERS ARE CONSTRUCTED BASED UPON A 40°C AMBIENT ENVIRONMENT.
5. MAINTAIN 1" CLEARANCE FROM ALL LIVE PARTS.
6. PAINT COLOR IS ANSI #61.



FRONT VIEW



SIDE VIEW



TERMINAL DETAILS

APPROXIMATE DIMENSIONS (INCHES)

| KVA | A | B | C | D | E | F | G | H | J | K | L | BOX | lbs. | WEATHER SHIELD | TERMINAL TYPE |
|-------|-------|-------|-------|-------|-------|-------|-------|------|-------|-------|------|-----|------|----------------|---------------|
| 330.0 | 60.50 | 50.38 | 34.25 | 42.63 | 32.00 | 12.50 | 10.25 | 3.75 | 40.00 | 28.00 | ---- | 2-P | 1720 | N/A | BUSBAR |

* ELECTROSTATIC SHIELD GROUNDED TO TRANSFORMER CASE AT FACTORY (IF APPLICABLE)

DRAWINGS
 APPROVAL
 RECORD
 OTHER

| | | | | | |
|------------------------|--|---------|------------|---|--|
| PRIMARY VOLTAGE | 575 DELTA | CUST. | XXXXXXXXXX | | |
| SECONDARY VOLTAGE | 460Y/266 | JOB | | | |
| TEMPERATURE RISE IN °C | 150 | CATALOG | | | |
| WINDINGS & TERMINALS | <input checked="" type="checkbox"/> ALUMINUM <input type="checkbox"/> COPPER | NOTE | XXXXXXX | | |
| FREQUENCY IN HERTZ | 60 | BY | ENG. LOG. | TITLE 3-PHASE, 600 VOLT CLASS DRIVE ISOLATION DRY TYPE TRANSFORMER | |
| PRIMARY TAPS | 546, 604 | DATE | | | |
| | | REV | MFG. LOG. | DWG. NO. 3PTN382-330K-DIT | |
| | | DATE: | DWG. FILE | | |